

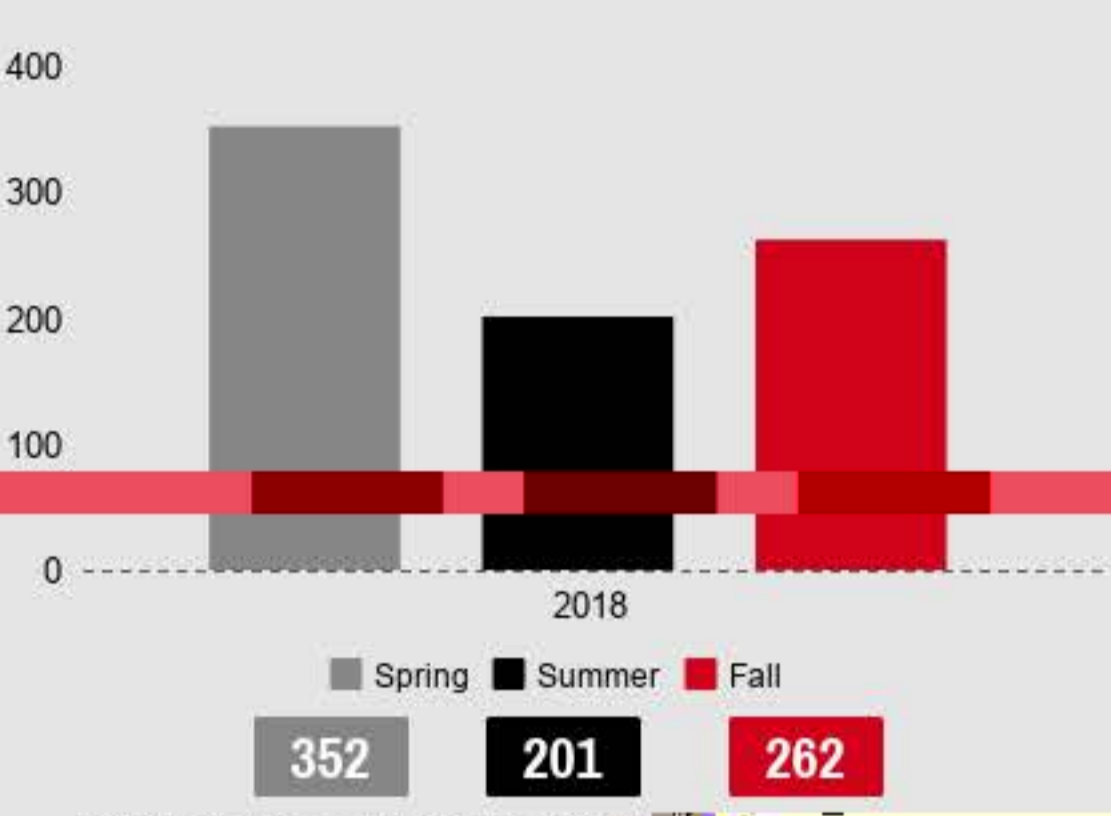
THE UNIVERSITY OF TAMPA

2018 INTERNSHIP REPORT

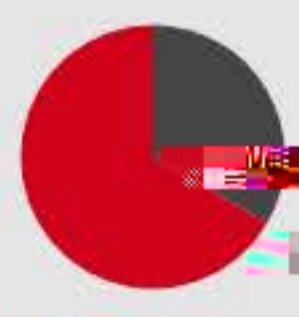
EXECUTIVE SUMMARY

- 815 Internships completed for credit
- 4,400+ Internships posted on Handshake

2018 Internships Completed for Academic Credit by Semester

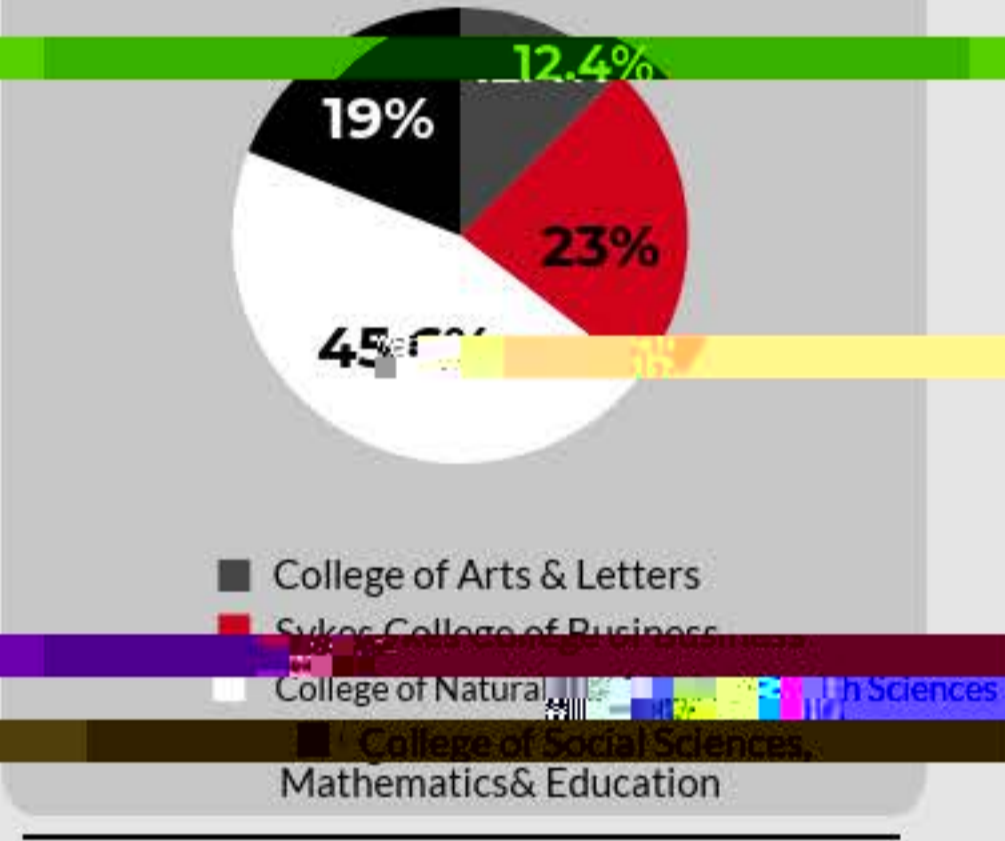


Grad vs. Undergrad Internships Completed for Academic Credit

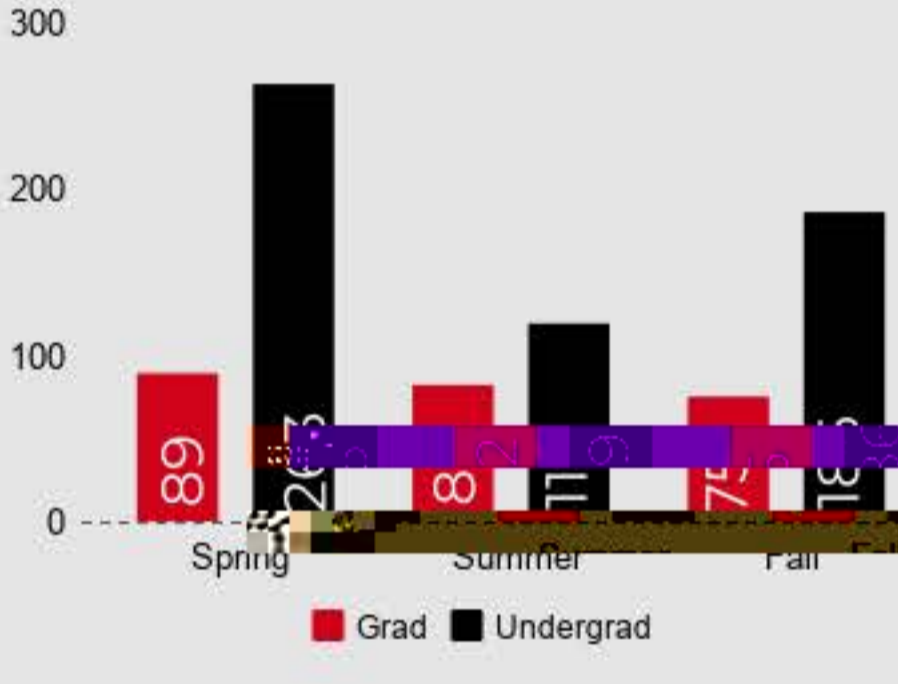


*4 Students completed an internship for credit in the winter intersession

2018 Internship Completed For Academic Credit by College



Grad vs. Undergrad Internships Completed for Academic Credit



College of Arts and Letters

- ADPR: 32.6%
- COM: 23.9%
- JOUR: 14.1%
- MAX: 13.0%
- GRD: 5.4%
- MUSE: 4.3%
- WRI: 2.2%
- NN: 2.2%
- PLG: 1.1%
- ENG: 1.1%

Sykes College of Business

- MBA: 42.1%
- MKT: 12.3%
- ACC: 5.1%
- FNT: 7.6%
- MGT: 5.5%
- ECO: 2.8%

College of Natural Health Sciences

- SPM: 37.6%
- PUH: 22.9%
- ENS: 11.5%
- HUP: 11.2%
- ATT: 11.7%
- MSP: 3.3%
- BIO: 2.4%
- ENV: .3%

College of Social Sciences, Mathematics, and Education

- EDL: 53.2%
- IDT: 9.2%
- SOC: 8.5%
- PSY: 7.8%
- CRP: 7.6%
- EED: 4.6%
- CMA: 3.5%
- HIS: 2.8%
- PSC: 2.7%
- SECB: 1.7%

Students completed for-credit internships in 89 majors

Top 5 Majors Represented

- Sports Management: 121
- Public Health: 77
- Education & Leadership: 75
- Masters in Business Admin.: 73
- Criminology: 65



64%



36%

Female vs. Male Students that Completed an Internship For Credit

powered by

